

## **Town of Mineral Springs**

# **FINANCE REPORT JULY 2009**

Prepared for:

The Mineral Springs Town Council

By:

Frederick Becker III  
Finance Officer

**September 10, 2009**

# Cash Flow Report FY2009 YTD

7/1/2009 Through 7/31/2009

9/2/2009

Page 1

Category Description	7/1/2009- 7/31/2009
<b>INCOME</b>	
Interest Income	375.71
Other Inc	
Zoning	150.00
TOTAL Other Inc	150.00
Prop Tax Prior Years	
Prop Tax 2003	
Annexation 2003	9.53
TOTAL Prop Tax 2003	9.53
Prop Tax 2005	
Receipts 2005	54.89
TOTAL Prop Tax 2005	54.89
Prop Tax 2006	
Receipts 2006	53.35
TOTAL Prop Tax 2006	53.35
Prop Tax 2007	
Receipts 2007	110.08
TOTAL Prop Tax 2007	110.08
Prop Tax 2008	
Receipts 2008	301.79
TOTAL Prop Tax 2008	301.79
TOTAL Prop Tax Prior Years	529.64
<b>TOTAL INCOME</b>	<b>1,055.35</b>
<b>EXPENSES</b>	
Attorney	300.00
Capital Outlay	
Furniture	-962.91
TOTAL Capital Outlay	-962.91
Dues	3,544.00
Emp	
Bond	550.00
FICA	
Med	122.83
Soc Sec	525.25
TOTAL FICA	648.08
Payroll	94.11
Work Comp	865.40
TOTAL Emp	2,157.59
Ins	3,234.59
Office	
Clerk	2,209.00
Council	600.00
Deputy Clerk	856.76
Equip	-627.31
Finance Officer	2,140.00
Maint	96.05
Mayor	400.00
Post	5.54
Supplies	164.39
Tel	1,949.79
TOTAL Office	7,794.22
Planning	
Administration	1,906.00
Misc	463.00
TOTAL Planning	2,369.00
Tax Coll	

# Cash Flow Report FY2009 YTD

7/1/2009 Through 7/31/2009

9/2/2009

Page 2

Category Description	7/1/2009- 7/31/2009
Sal	765.00
TOTAL Tax Coll	765.00
<b>TOTAL EXPENSES</b>	<b>19,201.49</b>
<b>TRANSFERS</b>	
FROM MM Sav CitizensSouth	20,000.00
TO Check Min Spgs	-20,000.00
<b>TOTAL TRANSFERS</b>	<b>0.00</b>
<b>OVERALL TOTAL</b>	<b>-18,146.14</b>

# Account Balances History Report

(Includes unrealized gains)

As of 7/31/2009

9/2/2009

Page 1

Account	6/30/2009 Balance	7/31/2009 Balance
<b>ASSETS</b>		
<b>Cash and Bank Accounts</b>		
Check Min Spgs	7,699.84	7,176.55
Estates at Soen Escrow	0.00	27,720.00
MM Sav CitizensSouth	337,008.19	317,382.97
MM Sav First Trust	0.00	0.00
MM Sav Min Spgs	5,476.53	5,477.46
CWMTF Grant Project Fund	0.00	0.00
Town Hall Capital Project Fund	0.00	0.00
<b>TOTAL Cash and Bank Accounts</b>	<b>350,184.56</b>	<b>357,756.98</b>
<b>Other Assets</b>		
State Revenues Receivable	45,086.20	43,307.91
<b>TOTAL Other Assets</b>	<b>45,086.20</b>	<b>43,307.91</b>
<b>TOTAL ASSETS</b>	<b>395,270.76</b>	<b>401,064.89</b>
<b>LIABILITIES</b>		
<b>Other Liabilities</b>		
Accounts Payable	3,779.73	0.00
Escrows	0.00	27,720.00
<b>TOTAL Other Liabilities</b>	<b>3,779.73</b>	<b>27,720.00</b>
<b>TOTAL LIABILITIES</b>	<b>3,779.73</b>	<b>27,720.00</b>
<b>OVERALL TOTAL</b>	<b>391,491.03</b>	<b>373,344.89</b>

Mineral Springs Budget Comparison 2009-2010

TOWN OF MINERAL SPRINGS									
BUDGET COMPARISON 2009-2010									
Appropriation dept	Budget	Unspent	Spent YTD	% of Budget	July	August	September	October	November
Advertising	\$ 1,800.00	\$ 1,800.00	\$ -	0.0%	\$ -				
Attorney	\$ 16,000.00	\$ 15,700.00	\$ 300.00	1.9%	\$ 300.00				
Audit	\$ 3,500.00	\$ 3,500.00	\$ -	0.0%	\$ -				
Community Projects	\$ 12,000.00	\$ 12,000.00	\$ -	0.0%	\$ -				
Contingency	\$ 3,000.00	\$ 3,000.00	\$ -	0.0%	\$ -				
Dues	\$ 4,525.00	\$ 981.00	\$ 3,544.00	78.3%	\$ 3,544.00				
Elections	\$ 4,600.00	\$ 4,600.00	\$ -	0.0%	\$ -				
Employee Overhead	\$ 12,000.00	\$ 9,842.41	\$ 2,157.59	18.0%	\$ 2,157.59				
Fire Department	\$ 8,500.00	\$ 8,500.00	\$ -	0.0%	\$ -				
Insurance	\$ 4,500.00	\$ 1,265.41	\$ 3,234.59	71.9%	\$ 3,234.59				
Newsletter	\$ 2,400.00	\$ 2,400.00	\$ -	0.0%	\$ -				
Office	\$ 117,788.00	\$ 109,993.78	\$ 7,794.22	6.6%	\$ 7,794.22				
Planning & Zoning	\$ 36,872.00	\$ 34,503.00	\$ 2,369.00	6.4%	\$ 2,369.00				
Street Lighting	\$ 1,800.00	\$ 1,800.00	\$ -	0.0%	\$ -				
Tax Collection	\$ 10,980.00	\$ 10,215.00	\$ 765.00	7.0%	\$ 765.00				
Training	\$ 3,000.00	\$ 3,000.00	\$ -	0.0%	\$ -				
Travel	\$ 3,000.00	\$ 3,000.00	\$ -	0.0%	\$ -				
Capital Outlay	\$ 46,035.00	\$ 46,997.91	\$ (962.91)	-2.1%	\$ (962.91)				
<b>Totals</b>	<b>\$ 292,300.00</b>	<b>\$ 273,098.51</b>	<b>\$ 19,201.49</b>	<b>6.6%</b>	<b>\$ 19,201.49</b>	<b>\$ -</b>	<b>\$ -</b>	<b>\$ -</b>	<b>\$ -</b>
<b>Off Budget:</b>									
Tax Refunds			\$ -						
Interfund Transfers			\$ -						
<b>Total Off Budget:</b>			<b>\$ -</b>		<b>\$ -</b>	<b>\$ -</b>	<b>\$ -</b>	<b>\$ -</b>	<b>\$ -</b>

Mineral Springs Monthly Revenue Summary 2009-2010

TOWN OF MINERAL SPRINGS									
REVENUE SUMMARY 2009-2010									
Source	Budget	Receivable	Rec'd YTD	% of Budget	July	August	September	October	November
Property Tax - prior	\$ 1,200.00	\$ 670.36	\$ 529.64	44.1%	\$ 529.64				
Property Tax - 2009	\$ 61,115.00	\$ 61,115.00	\$ -	0.0%	\$ -				
Dupl. Property Tax	\$ -	\$ -	\$ -		\$ -				
Franchise Taxes: cable	\$ -	\$ -	\$ -		\$ -				
Franchise Taxes: utility	\$ 172,000.00	\$ 172,000.00	\$ -	0.0%	\$ -				
Fund Balance Approp.	\$ -	\$ -	\$ -		\$ -				
Gross Receipts Tax	\$ -	\$ -	\$ -		\$ -				
Interest	\$ 10,000.00	\$ 9,624.29	\$ 375.71	3.8%	\$ 375.71				
Sales Tax	\$ 42,600.00	\$ 42,600.00	\$ -	0.0%	\$ -				
Vehicle Taxes	\$ 5,010.00	\$ 5,010.00	\$ -	0.0%	\$ -				
Zoning Fees	\$ 12,000.00	\$ 11,850.00	\$ 150.00	1.3%	\$ 150.00				
Other	\$ 500.00	\$ 500.00	\$ -	0.0%	\$ -				
<b>Totals</b>	<b>\$ 304,425.00</b>	<b>\$ 303,369.65</b>	<b>\$ 1,055.35</b>	<b>0.3%</b>	<b>\$ 1,055.35</b>	<b>\$ -</b>	<b>\$ -</b>	<b>\$ -</b>	<b>\$ -</b>
	<b>December</b>	<b>January</b>	<b>February</b>	<b>March</b>	<b>April</b>	<b>May</b>	<b>June</b>	<b>June a/r</b>	
Property Tax - prior									
Property Tax - 2008									
Dupl. Property Tax									
Franchise Taxes: cable									
Franchise Taxes: utility									
Fund Balance Approp.									
Gross Receipts Tax									
Interest									
Sales Tax									
Vehicle Taxes									
Zoning Fees									
Other									
<b>Totals</b>	<b>\$ -</b>	<b>\$ -</b>	<b>\$ -</b>	<b>\$ -</b>	<b>\$ -</b>	<b>\$ -</b>	<b>\$ -</b>	<b>\$ -</b>	<b>\$ -</b>

# Register Report

7/1/2009 Through 7/31/2009

9/2/2009

Page 1

Date	Num	Description	Memo	Category	Amount
<b>BALANCE 6/30/2009</b>					<b>7,699.84</b>
7/6/2009	DEP	... Deposit	Computer	Office:Equip	872.00
			Reception Desk	Capital Outlay:Furniture	962.91
7/6/2009	3092	Union County {Register of Dee...	Copper Run Final Plats 5 & 6 (FY2009)	Planning:Misc	-63.00
7/7/2009	EFT	Debit Card (Office Max)	Clerk's Office (FY2009)	Office:Supplies	-126.00
7/9/2009	EFT	Debit Card (Waxhaw Hardware)	Laser Pointer (FY2009)	Office:Supplies	-8.53
7/15/2009	TXFR	NC Department of Revenue	5/08 (FY2008)	[State Revenues Rec...	1,324.98
7/16/2009	3093	The Charlotte Observer	I/N 3318512 (FY2008)	[Accounts Payable]	-595.00
7/16/2009	3094	The Enquirer-Journal	03101532-000 (FY2008)	[Accounts Payable]	-129.97
7/16/2009	3095	Neopost Inc	60208518-1942649 I/N 12986910 Ink Cart. ...	[Accounts Payable]	-117.42
7/16/2009	3096	Paul Bunyon Tree Care	Pine & Cedar Tree Care (FY2008)	[Accounts Payable]	-300.00
7/16/2009	3097	Xerox Corporation	I/N 041494507 Copy Plan (FY2008)	[Accounts Payable]	-122.38
7/16/2009	3098	Union County Public Works	84361*00 (FY2008)	[Accounts Payable]	-17.26
7/16/2009	3099	Frederick Becker III	5/09 & 6/09 reimbursement: Mileage (FY20...	[Accounts Payable]	-243.94
7/16/2009	3100	Duke Power	1803784140 (FY2008)	[Accounts Payable]	-192.01
7/16/2009	3101	Duke Power	2035221941 (FY2008)	[Accounts Payable]	-136.67
7/16/2009	3102	Hummingbird Lawn Care	I/N 6062 Sign & Lawn Maint 6/09 (FY2008)	[Accounts Payable]	-200.00
7/16/2009	3103	Clark, Griffin & McCollum, LLP	I/N 1478 (7/09) (FY2009)	Attorney	-300.00
7/16/2009	3104	NC Interlocal Risk Manageme...	Customer #587 Workers Comp, Inv #I0013...	Emp:Work Comp	-865.40
7/16/2009	3105	NC League Of Municipalities	Inv #100544 Dues (FY2009)	Dues	-2,408.00
7/16/2009	3106	Sonitrol Security Services, Inc	I/N 114255 Alarm Monitoring (FY2009)	Office:Tel	-1,572.00
7/16/2009	3107	Environmental Systems Resea...	I/N 92018197 ArcView Maint (FY2009)	Planning:Misc	-400.00
7/16/2009	3108	The School Of Government Fo...	Req. #513 2009-10 Dues (FY2009)	Dues	-251.00
7/16/2009	3109	Neopost Inc	60208518-1942649 I/N 45357748 Rental (...	Office:Equip	-244.69
7/16/2009	3110	NC Interlocal Risk Financing F...	Customer #02005 I/N I0014584 (FY2009)	Ins	-3,234.59
7/16/2009	3111	NC Association Of Municipal C...	I/N 39178 Dues Vicky Brooks (FY2009)	Dues	-50.00
7/16/2009	TXFR	Transfer Money	transfer (FY2009)	[MM Sav CitizensSout...	20,000.00
7/16/2009	EFT	Debit Card (Postmaster)	Postage (American Tower) (FY2009)	Office:Post	-5.54
7/17/2009	3112	Value Biz	Office furniture (replacement) (FY2008)	[Accounts Payable]	-1,725.08
7/17/2009	EFT	Debit Card (PayPal)	Conference Room Lockset (FY2009)	Office:Maint	-59.10
7/20/2009	EFT	Debit Card (OfficeMax)	Folders (FY2009)	Office:Supplies	-29.86
7/20/2009	EFT	Debit Card (Lowe's)	Duplicate Keys (FY2009)	Office:Maint	-21.93
7/22/2009	EFT	Debit Card (Eastway Lock & K...	Duplicate Keys (FY2009)	Office:Maint	-15.02
7/30/2009	EFT	... Advantage Payroll	Salary 7/09	Office:Clerk	-2,209.00
			Supplement 7/09	Office:Clerk	0.00
			Hours 7/09	Office:Deputy Clerk	-451.66
			Salary 7/09	Office:Finance Officer	-2,140.00
			Salary 7/09	Office:Mayor	-400.00
			Salary 7/09	Office:Council	-600.00
			Salary 7/09	Planning:Administration	-1,906.00
			Salary 7/09	Tax Coll:Sal	-765.00
				Emp:FICA:Soc Sec	-525.25
				Emp:FICA:Med	-122.83
				Emp:Payroll	-94.11
7/30/2009	DEP	... Deposit	#383	Prop Tax Prior Years:...	301.79
			#383	Prop Tax Prior Years:...	110.08
			#383	Prop Tax Prior Years:...	53.35
			#383	Prop Tax Prior Years:...	54.89
			#383	Prop Tax Prior Years:...	9.53
7/30/2009	DEP	Deposit	#383a Vehicle & Gr. Rec. 6/09 (FY2008)	[State Revenues Rec...	453.31
7/30/2009	3113	Verizon Wireless	221474588-00001 (FY2009)	Office:Tel	-111.55
7/30/2009	3114	Windstream	061 345 970 777 (FY2009)	Office:Tel	-52.91
7/30/2009	3115	Windstream	061 348 611 777 (FY2009)	Office:Tel	-213.33
7/30/2009	3116	Centralina Council Of Govern...	I/N 31651 Dues (FY2009)	Dues	-750.00
7/30/2009	3117	Old Republic Surety Co	LPO-1062363 Tax Collector (FY2009)	Emp:Bond	-100.00
7/30/2009	3118	Old Republic Surety Co	LPO-1069542 Finance Officer (FY2009)	Emp:Bond	-450.00
7/30/2009	3119	Christina Squires	replacement payroll 7/09 period (FY2009)	Office:Deputy Clerk	-405.10
7/30/2009	3120	International Inst Of Municipal ...	Vicky A Brooks CMC application (FY2009)	Dues	-85.00

# Register Report

7/1/2009 Through 7/31/2009

9/2/2009

Page 2

Date	Num	Description	Memo	Category	Amount
7/30/2009	DEP	Deposit	#383a (FY2009)	Other Inc:Zoning	150.00
<b>TOTAL 7/1/2009 - 7/31/2009</b>					<b>-523.29</b>
<b>BALANCE 7/31/2009</b>					<b>7,176.55</b>

**TOTAL INFLOWS** 24,292.84

**TOTAL OUTFLOWS** -24,816.13

**NET TOTAL** -523.29



# July Cash Flow Report: FY2008 Only

7/1/2009 Through 7/31/2009

9/2/2009

Page 1

Category Description	7/1/2009- 7/31/2009
<b>TRANSFERS</b>	
FROM State Revenues Receivable	1,778.29
TO Accounts Payable	-3,779.73
<b>TOTAL TRANSFERS</b>	<b>-2,001.44</b>
<b>OVERALL TOTAL</b>	<b>-2,001.44</b>

# Accounts Payable 7/31/09

6/2/2009 Through 7/31/2009

9/2/2009

Page 1

Category Description	6/2/2009- 7/31/2009
<b>EXPENSES</b>	
Ads	129.97
Capital Outlay	
Furniture	1,725.08
TOTAL Capital Outlay	1,725.08
Community	
Maint	200.00
TOTAL Community	200.00
Office	
Maint	300.00
Supplies	239.80
Util	209.27
TOTAL Office	749.07
Street Lighting	136.67
Tax Coll	
Adv	595.00
TOTAL Tax Coll	595.00
Travel	243.94
<b>TOTAL EXPENSES</b>	<b>3,779.73</b>
<b>TRANSFERS</b>	
FROM Check Min Spgs	3,779.73
<b>TOTAL TRANSFERS</b>	<b>3,779.73</b>
<b>OVERALL TOTAL</b>	<b>0.00</b>

# Accounts Payable - as of 7/31/09

6/2/2009 Through 7/31/2009

9/2/2009

Page 1

Date	Account	Num	Description	Memo	Category	Clr	Amount
<b>BALANCE 6/1/2009</b>							<b>0.00</b>
6/30/2009	Accounts P...		The Charlotte Observer	I/N 3318512 (FY2008)	Tax Coll:Adv		-595.00
6/30/2009	Accounts P...		The Enquirer-Journal	03101532-000 (FY2008)	Ads		-129.97
6/30/2009	Accounts P...		Neopost Inc	60208518-1942649 I/...	Office:Supplies		-117.42
6/30/2009	Accounts P...		Paul Bunyon Tree Care	Pine & Cedar Tree Ca...	Office:Maint		-300.00
6/30/2009	Accounts P...		Xerox Corporation	I/N 041494507 Copy P...	Office:Supplies		-122.38
6/30/2009	Accounts P...		Union County Public Works	84361*00 (FY2008)	Office:Util		-17.26
6/30/2009	Accounts P...		Frederick Becker III	5/09 & 6/09 reimburse...	Travel		-243.94
6/30/2009	Accounts P...		Duke Power	2035221941 Street Li...	Street Lighting		-136.67
6/30/2009	Accounts P...		Duke Power	1803784140 (FY2008)	Office:Util		-192.01
6/30/2009	Accounts P...		Hummingbird Lawn Care	I/N 6062 Sign & Lawn ...	Community:Maint		-200.00
6/30/2009	Accounts P...		Value Biz	Office furniture (replac...	Capital Outlay:Furniture		-1,725.08
7/16/2009	Accounts P...		The Charlotte Observer	I/N 3318512 (FY2008)	[Check Min Spgs]		595.00
7/16/2009	Accounts P...		The Enquirer-Journal	03101532-000 (FY2008)	[Check Min Spgs]		129.97
7/16/2009	Accounts P...		Neopost Inc	60208518-1942649 I/...	[Check Min Spgs]		117.42
7/16/2009	Accounts P...		Paul Bunyon Tree Care	Pine & Cedar Tree Ca...	[Check Min Spgs]		300.00
7/16/2009	Accounts P...		Xerox Corporation	I/N 041494507 Copy P...	[Check Min Spgs]		122.38
7/16/2009	Accounts P...		Union County Public Works	84361*00 (FY2008)	[Check Min Spgs]		17.26
7/16/2009	Accounts P...		Frederick Becker III	5/09 & 6/09 reimburse...	[Check Min Spgs]		243.94
7/16/2009	Accounts P...		Duke Power	1803784140 (FY2008)	[Check Min Spgs]		192.01
7/16/2009	Accounts P...		Duke Power	2035221941 (FY2008)	[Check Min Spgs]		136.67
7/16/2009	Accounts P...		Hummingbird Lawn Care	I/N 6062 Sign & Lawn ...	[Check Min Spgs]		200.00
7/17/2009	Accounts P...		Value Biz	Office furniture (replac...	[Check Min Spgs]		1,725.08
<b>TOTAL 6/2/2009 - 7/31/2009</b>							<b>0.00</b>

<b>BALANCE 7/31/2009</b>	<b>0.00</b>
--------------------------	-------------

<b>TOTAL INFLOWS</b>	<b>3,779.73</b>
<b>TOTAL OUTFLOWS</b>	<b>-3,779.73</b>
<b>NET TOTAL</b>	<b>0.00</b>

# Accounts Receivable 6/30/09 as of 7/31

6/2/2009 Through 7/31/2009

9/2/2009

Page 1

Category Description	6/2/2009- 7/31/2009
<b>INCOME</b>	
Franchise	
Util	35,000.00
TOTAL Franchise	35,000.00
Gross Receipts Tax	69.85
Sales Tax	
Cable TV	5,200.00
Sales & Use Dist	2,632.89
telecommunications	1,800.00
TOTAL Sales Tax	9,632.89
Veh Tax	
Int 2006	0.00
Int 2007	0.26
Int 2008	6.67
Int 2009	0.00
Tax 2006	0.00
Tax 2007	3.20
Tax 2008	304.30
Tax 2009	69.03
TOTAL Veh Tax	383.46
<b>TOTAL INCOME</b>	<b>45,086.20</b>
<b>TRANSFERS</b>	
TO Check Min Spgs	-1,778.29
<b>TOTAL TRANSFERS</b>	<b>-1,778.29</b>
<b>OVERALL TOTAL</b>	<b>43,307.91</b>

# Accounts Receivable as of 7/31/09

6/2/2009 Through 7/31/2009

9/2/2009

Page 1

Date	Account	Num	Description	Memo	Category	Clr	Amount
<b>BALANCE 6/1/2009</b>							<b>0.00</b>
6/30/2009	State Reve...	EFT	NC Department of Revenue	5/09 (FY2008)	Sales Tax:Sales & Use D...		1,324.98
6/30/2009	State Reve...	EFT	NC Department of Revenue	6/09 est. (FY2008)	Sales Tax:Sales & Use D...		1,325.00
6/30/2009	State Reve...	EFT	NC Department of Revenue	6/30/08 est. (FY2008)	Franchise:Util		35,000.00
6/30/2009	State Reve...	EFT	NC Department of Revenue	6/30/08 est. (FY2008)	Sales Tax:Cable TV		5,200.00
6/30/2009	State Reve...	EFT	NC Department of Revenue	6/30/08 est. (FY2008)	Sales Tax:telecommunic...		1,800.00
6/30/2009	State Reve...	DEP	S Union County		Veh Tax:Tax 2006		0.00
					Veh Tax:Int 2006		0.00
					Veh Tax:Tax 2007		3.20
					Veh Tax:Int 2007		0.26
					Veh Tax:Tax 2008		307.29
					Veh Tax:Tax 2008		-2.99
					Veh Tax:Int 2008		6.67
					Veh Tax:Tax 2009		69.03
					Veh Tax:Int 2009		0.00
					Gross Receipts Tax		69.85
6/30/2009	State Reve...	EFT	NC Department of Revenue	6/08 Correction 8/15 (...)	Sales Tax:Sales & Use D...		-17.09
7/15/2009	State Reve...		NC Department of Revenue	5/08 (FY2008)	[Check Min Spgs]		-1,324.98
7/30/2009	State Reve...		Deposit	#383a Vehicle & Gr. R...	[Check Min Spgs]		-453.31
<b>TOTAL 6/2/2009 - 7/31/2009</b>							<b>43,307.91</b>
<b>BALANCE 7/31/2009</b>							<b>43,307.91</b>
<b>TOTAL INFLOWS</b>							<b>45,106.28</b>
<b>TOTAL OUTFLOWS</b>							<b>-1,798.37</b>
<b>NET TOTAL</b>							<b>43,307.91</b>

Mineral Springs Budget Comparison 2008-2009

TOWN OF MINERAL SPRINGS									
BUDGET COMPARISON 2008-2009									
Appropriation dept	Budget	Unspent	Spent YTD	% of Budget	July	August	September	October	November
Advertising	\$ 1,800.00	\$ 767.12	\$ 1,032.88	57.4%	\$ -	\$ 205.22	\$ 55.04	\$ 52.55	\$ 102.61
Attorney	\$ 16,000.00	\$ 9,187.08	\$ 6,812.92	42.6%	\$ 300.00	\$ 1,904.02	\$ 1,525.00	\$ 300.00	\$ 300.00
Audit	\$ 3,200.00	\$ 100.00	\$ 3,100.00	96.9%	\$ -	\$ -	\$ -	\$ -	\$ -
Community Projects	\$ 12,000.00	\$ 293.25	\$ 11,706.75	97.6%	\$ -	\$ -	\$ 525.00	\$ 220.00	\$ 320.00
Contingency	\$ 3,000.00	\$ 3,000.00	\$ -	0.0%	\$ -	\$ -	\$ -	\$ -	\$ -
Dues	\$ 4,725.00	\$ 868.75	\$ 3,856.25	81.6%	\$ 2,379.00	\$ 850.00	\$ -	\$ 20.00	\$ 251.00
Elections	\$ 800.00	\$ 333.00	\$ 467.00	58.4%	\$ -	\$ -	\$ -	\$ -	\$ 467.00
Employee Overhead	\$ 9,000.00	\$ 549.90	\$ 8,450.10	93.9%	\$ 1,188.51	\$ 1,115.67	\$ 567.96	\$ 572.06	\$ 571.41
Fire Department	\$ 8,500.00	\$ -	\$ 8,500.00	100.0%	\$ -	\$ -	\$ -	\$ -	\$ -
Insurance	\$ 3,500.00	\$ 480.50	\$ 3,019.50	86.3%	\$ 3,009.62	\$ -	\$ -	\$ -	\$ -
Newsletter	\$ 2,400.00	\$ 1,804.10	\$ 595.90	24.8%	\$ -	\$ -	\$ -	\$ -	\$ -
Office	\$ 101,260.00	\$ 26,433.60	\$ 74,826.40	73.9%	\$ 5,098.88	\$ 5,380.05	\$ 4,973.50	\$ 5,501.79	\$ 5,551.43
Planning & Zoning	\$ 30,376.00	\$ 11,727.16	\$ 18,648.84	61.4%	\$ 1,473.00	\$ 1,073.00	\$ 3,930.00	\$ 2,097.84	\$ 1,115.00
Street Lighting	\$ 1,800.00	\$ 150.93	\$ 1,649.07	91.6%	\$ -	\$ 144.08	\$ 144.08	\$ 130.39	\$ 136.56
Tax Collection	\$ 10,716.00	\$ 278.80	\$ 10,437.20	97.4%	\$ 743.00	\$ 743.00	\$ 1,472.17	\$ 748.00	\$ 743.00
Training	\$ 3,000.00	\$ 1,885.00	\$ 1,115.00	37.2%	\$ -	\$ -	\$ -	\$ 650.00	\$ 90.00
Travel	\$ 3,000.00	\$ 649.57	\$ 2,350.43	78.3%	\$ -	\$ -	\$ 143.14	\$ 142.03	\$ 1,272.84
Capital Outlay	\$ 89,348.00	\$ 33,626.33	\$ 55,721.67	62.4%	\$ -	\$ 715.00	\$ 4,248.87	\$ 950.00	\$ 1,421.68
<b>Totals</b>	<b>\$ 304,425.00</b>	<b>\$ 92,135.09</b>	<b>\$ 212,289.91</b>	<b>69.7%</b>	<b>\$ 14,192.01</b>	<b>\$ 12,130.04</b>	<b>\$ 17,584.76</b>	<b>\$ 11,384.66</b>	<b>\$ 12,342.53</b>
<b>Off Budget:</b>									
Tax Refunds			\$ 1,412.05						
Interfund Transfers			\$ 499,143.42						\$ 29,793.58
<b>Total Off Budget:</b>			<b>\$ 500,555.47</b>		<b>\$ -</b>	<b>\$ -</b>	<b>\$ -</b>	<b>\$ -</b>	<b>\$ 29,793.58</b>

Mineral Springs Budget Comparison 2008-2009

Appropriation dept	December	January	February	March	April	May	June	June a/p
Advertising	\$ 50.06	\$ -	\$ 50.06	\$ 350.06	\$ -	\$ -	\$ 37.31	\$ 129.97
Attorney	\$ 600.00	\$ 300.00	\$ 300.00	\$ 383.90	\$ 300.00	\$ 300.00	\$ 300.00	\$ -
Audit	\$ 3,100.00	\$ -	\$ -	\$ -	\$ -	\$ -	\$ -	\$ -
Community Projects	\$ 200.00	\$ 200.00	\$ -	\$ 200.00	\$ 670.00	\$ 321.08	\$ 8,850.67	\$ 200.00
Contingency	\$ -	\$ -	\$ -	\$ -	\$ -	\$ -	\$ -	\$ -
Dues	\$ 166.25	\$ 190.00	\$ -	\$ -	\$ -	\$ -	\$ -	\$ -
Elections	\$ -	\$ -	\$ -	\$ -	\$ -	\$ -	\$ -	\$ -
Employee Overhead	\$ 575.28	\$ 674.69	\$ 562.99	\$ 575.28	\$ 572.30	\$ 805.37	\$ 668.58	\$ -
Fire Department	\$ -	\$ -	\$ -	\$ -	\$ -	\$ -	\$ 8,500.00	\$ -
Insurance	\$ -	\$ -	\$ -	\$ -	\$ -	\$ -	\$ 9.88	\$ -
Newsletter	\$ -	\$ -	\$ -	\$ -	\$ -	\$ 595.90	\$ -	\$ -
Office	\$ 5,368.00	\$ 5,035.10	\$ 5,397.08	\$ 6,732.08	\$ 6,697.26	\$ 8,449.19	\$ 9,892.97	\$ 749.07
Planning & Zoning	\$ 1,822.00	\$ 1,073.00	\$ 1,073.00	\$ 1,073.00	\$ 1,073.00	\$ 1,073.00	\$ 1,773.00	\$ -
Street Lighting	\$ 136.56	\$ 137.93	\$ 136.56	\$ 136.56	\$ 136.56	\$ 136.56	\$ 136.56	\$ 136.67
Tax Collection	\$ 743.00	\$ 743.00	\$ 743.00	\$ 743.00	\$ 743.00	\$ 935.03	\$ 743.00	\$ 595.00
Training	\$ 245.00	\$ (145.00)	\$ -	\$ -	\$ -	\$ -	\$ 275.00	\$ -
Travel	\$ -	\$ 101.80	\$ -	\$ 98.84	\$ -	\$ -	\$ 347.84	\$ 243.94
Capital Outlay	\$ 1,900.00	\$ 1,425.00	\$ 2,375.00	\$ 1,425.00	\$ 7,553.98	\$ 20,600.75	\$ 11,381.31	\$ 1,725.08
	<b>\$ 14,906.15</b>	<b>\$ 9,735.52</b>	<b>\$ 10,637.69</b>	<b>\$ 11,717.72</b>	<b>\$ 17,746.10</b>	<b>\$ 33,216.88</b>	<b>\$ 42,916.12</b>	<b>\$ 3,779.73</b>
<b>Off Budget:</b>								
Tax Refunds	\$ 72.19	\$ 741.61	\$ 423.66	\$ 117.78	\$ 35.08	\$ 21.73	\$ -	\$ -
Interfund Transfers	\$ 78,357.60	\$ 71,559.00	\$ 29,689.10	\$ 124,866.00	\$ 91,543.31	\$ 14,122.48	\$ 59,212.35	\$ -
	<b>\$ 78,429.79</b>	<b>\$ 72,300.61</b>	<b>\$ 30,112.76</b>	<b>\$ 124,983.78</b>	<b>\$ 91,578.39</b>	<b>\$ 14,144.21</b>	<b>\$ 59,212.35</b>	<b>\$ -</b>

Mineral Springs Monthly Revenue Summary 2008-2009

TOWN OF MINERAL SPRINGS									
REVENUE SUMMARY 2008-2009									
Source	Budget	Receivable	Rec'd YTD	% of Budget	July	August	September	October	November
Property Tax - prior	\$ 1,200.00	\$ (997.66)	\$ 2,197.66	183.1%	\$ 37.00	\$ 37.04	\$ 166.71	\$ 172.32	\$ 632.25
Property Tax - 2008	\$ 61,115.00	\$ (381.21)	\$ 61,496.21	100.6%	\$ -	\$ -	\$ 355.24	\$ 15,847.20	\$ 12,870.95
Dupl. Property Tax	\$ -	\$ (492.01)	\$ 492.01		\$ -	\$ -	\$ -	\$ 299.57	\$ 1,360.56
Franchise Taxes: cable	\$ -	\$ (2,315.00)	\$ 2,315.00		\$ 574.00	\$ -	\$ -	\$ 575.00	\$ -
Franchise Taxes: utility	\$ 172,000.00	\$ 17,128.00	\$ 154,872.00	90.0%	\$ -	\$ -	\$ -	\$ -	\$ -
Fund Balance Approp.	\$ -	\$ -	\$ -		\$ -	\$ -	\$ -	\$ -	\$ -
Gross Receipts Tax	\$ -	\$ (937.43)	\$ 937.43		\$ -	\$ 70.75	\$ 60.99	\$ 180.93	\$ 108.80
Interest	\$ 10,000.00	\$ (3,478.57)	\$ 13,478.57	134.8%	\$ 1,542.93	\$ 1,538.63	\$ 1,480.97	\$ 1,533.41	\$ 1,487.05
Sales Tax	\$ 42,600.00	\$ (3,229.48)	\$ 45,829.48	107.6%	\$ -	\$ -	\$ 1,727.97	\$ 1,486.42	\$ 1,465.03
Vehicle Taxes	\$ 5,010.00	\$ (50.41)	\$ 5,060.41	101.0%	\$ -	\$ 480.85	\$ 458.40	\$ 385.80	\$ 538.93
Zoning Fees	\$ 12,000.00	\$ 2,688.00	\$ 9,312.00	77.6%	\$ 550.00	\$ 2,820.00	\$ 425.00	\$ 495.00	\$ 125.00
Other	\$ 500.00	\$ 500.00	\$ -	0.0%	\$ -	\$ -	\$ -	\$ -	\$ -
<b>Totals</b>	<b>\$ 304,425.00</b>	<b>\$ 8,434.23</b>	<b>\$ 295,990.77</b>	<b>97.2%</b>	<b>\$ 2,703.93</b>	<b>\$ 4,947.27</b>	<b>\$ 4,675.28</b>	<b>\$ 20,975.65</b>	<b>\$ 18,588.57</b>
	<b>December</b>	<b>January</b>	<b>February</b>	<b>March</b>	<b>April</b>	<b>May</b>	<b>June</b>	<b>June a/r</b>	
Property Tax - prior	\$ -	\$ 547.36	\$ (72.99)	\$ 169.98	\$ 394.57	\$ 113.42	\$ -	\$ -	
Property Tax - 2008	\$ 16,901.13	\$ 9,863.64	\$ 970.36	\$ 2,326.78	\$ 1,753.09	\$ 322.04	\$ 285.78	\$ -	
Dupl. Property Tax	\$ 155.23	\$ (741.61)	\$ (423.66)	\$ (117.78)	\$ (35.08)	\$ (5.22)	\$ -	\$ -	
Franchise Taxes: cable	\$ -	\$ -	\$ -	\$ 626.00	\$ -	\$ 540.00	\$ -	\$ -	
Franchise Taxes: utility	\$ 47,664.00	\$ -	\$ -	\$ 38,222.00	\$ -	\$ -	\$ 33,986.00	\$ 35,000.00	
Fund Balance Approp.	\$ -	\$ -	\$ -	\$ -	\$ -	\$ -	\$ -	\$ -	
Gross Receipts Tax	\$ 66.20	\$ -	\$ 84.25	\$ 45.07	\$ 35.87	\$ 161.88	\$ 52.84	\$ 69.85	
Interest	\$ 1,332.43	\$ 1,211.51	\$ 1,035.79	\$ 881.28	\$ 608.29	\$ 451.83	\$ 374.45	\$ -	
Sales Tax	\$ 8,591.44	\$ 1,154.35	\$ 1,224.34	\$ 9,280.57	\$ 1,323.28	\$ 1,253.81	\$ 8,689.38	\$ 9,632.89	
Vehicle Taxes	\$ 423.68	\$ -	\$ 377.96	\$ 403.58	\$ 376.43	\$ 944.71	\$ 286.61	\$ 383.46	
Zoning Fees	\$ 100.00	\$ 175.00	\$ 3,297.00	\$ 100.00	\$ 325.00	\$ 125.00	\$ 775.00	\$ -	
Other	\$ -	\$ (5.00)	\$ 5.00	\$ (75.00)	\$ 75.00	\$ -	\$ -	\$ -	
<b>Totals</b>	<b>\$ 75,234.11</b>	<b>\$ 12,205.25</b>	<b>\$ 6,498.05</b>	<b>\$ 51,862.48</b>	<b>\$ 4,856.45</b>	<b>\$ 3,907.47</b>	<b>\$ 44,450.06</b>	<b>\$ 45,086.20</b>	<b>\$ -</b>




July 2009

- Revenue Details
- Inter-bank Transfers

Payee: City of Mineral Springs  
Examiner: CMARTIN  
IRS/SSN:  
Insured: Mineral Springs, Town of-  
ADMINISTRATION

Check Number: 40163  
Check Total: 962.9100  
Check Date: 06/30/2009

Ident	From Account Number	Through Account Number	Claim Number Invoice Number	Claimant Name	Description	Amount
06/17/2009	2062640480437		3080041391	Mineral Springs, City of	Commercial bldg -	962.91



Interlocal Risk Financing Fund of NC

IRFFNC

Wachovia Bank, N.A.  
301 S College St  
19th Floor  
Charlotte, NC 28288

CHECK  
NUMBER 40163

DATE 06/30/2009

\*\*\*\*\*962.91

VOID AFTER 1 YEAR  
Wet signature required over \$100,000

PAY Nine Hundred Sixty Two Dollars And 91/100

TO THE  
ORDER  
OF City of Mineral Springs  
PO Box 600  
Mineral Springs, NC 28108-0600


⑈ 40163 ⑈ ⑆ 053000219 ⑆ 2062640480437 ⑈

Details on back. Security Features Included.

Payee: Town of Mineral Springs  
Examiner: CMARTIN  
IRS/SSN:  
Insured: Mineral Springs, Town of-  
ADMINISTRATION

Check Number: 40167  
Check Total: 872.0000  
Check Date: 07/01/2009

Ident	From Account Number	Through Account Number	Claim Number Invoice Number	Claimant Name	Description	Amount
3/17/2009	2062640480437		3080041393	Mineral Springs, Town of	Property damage -	872.00



Interlocal Risk Financing Fund of NC

IRFFNC

Wachovia Bank, N.A.  
301 S College St  
19th Floor  
Charlotte, NC 28288

CHECK  
NUMBER 40167

DATE 07/01/2009

\*\*\*\*\*872.00

VOID AFTER 1 YEAR  
Wet signature required over \$100,000

*J. J. Black*

PAY Eight Hundred Seventy Two Dollars And 00/100

TO THE  
ORDER  
OF Town of Mineral Springs  
5804 Waxhaw Highway  
Mineral Springs, NC 28108-0600

⑈ 40167 ⑈ ⑆ 053000219 ⑆ 2062640480437 ⑈

Town of Mineral Springs  
 Tax Collector  
 Elizabeth Andrews-Hinson  
 P.O. Box 600  
 Mineral Springs, NC 28108

0.00 Motor Veh. Tax 2005  
 0.00 Motor Veh. Tax - Interest  
 0.00 Motor Veh. Tax 2006  
 0.00 Motor Veh. Tax - Interest  
 3.20 Motor Veh. Tax 2007  
 0.26 Motor Veh. Tax - Interest  
 307.29 Motor Veh. Tax 2008  
 6.67 Motor Veh. Tax - Interest  
 69.03 Motor Veh. Tax 2009  
 0.00 Motor Veh. Tax - Interest  
 (2.99) Motor Veh. Tax Refunded

383.46 TOTAL PAYABLE FOR  
 June 2009

County of Union, Monroe, NC 28112

Check Number: 00388925

Invoice Date	Invoice Number	Description	Invoice Amount
06/30/2009	0912vehgr	Gross Veh. Rental Recpts-Jun09	\$69.85
06/30/2009	0912VEH	VEH TAX FOR JUN09	\$383.46

Vendor No.	Vendor Name	Check No.	Check Date	Check Amount
10870	TOWN OF MINERAL SPRINGS	00388925	07/15/2009	453.31

THIS DOCUMENT HAS A VOID PANTOGRAPH, MICROPRINTING AND AN ARTIFICIAL WATERMARK.



**County of Union**  
 500 North Main Street  
 Monroe, North Carolina 28112

**BB&T** Vendor Number 10870 Check Date 07/15/2009 Check Number 00388925 66-112 531  
 Branch Banking and Trust Company

\*This disbursement has been approved as required by the Local Government Budget and Fiscal Control Act.\*

VOID 60 DAYS FROM DATE OF ISSUE

\$453.31

Pay Four Hundred Fifty Three Dollars and 31 cents \*\*\*\*\*

To The Order Of TOWN OF MINERAL SPRINGS  
 E. ANDREWS-HINSON, TAX COLLECTOR  
 PO BOX 600  
 MINERAL SPRINGS NC 28108

*Henry O. Henderson*  
 Chairman Board of Commissioners MP  
*Kari D. Nelson*  
 Finance Director MP

⑈00388925⑈ ⑆053101121⑆ 0005102369108⑈

SUMMARY OF AMOUNTS DISTRIBUTABLE ON AD VALOREM BASIS  
PERIOD 05-01-2009 TO 05-31-2009

COUNTY AND CITY OR TOWN	PERCENT OF LEVY	ARTICLE 40 1/2% (6)	ARTICLE 42 1/2% (7)	ARTICLE 39 1% (8)	ARTICLE 44 1/4% (10)	CITY HOLD HARMLESS (14)	TOTAL DISTRIBUTION
UNION	82.25694	695,083.28	689,584.14	942,897.55	208,652.71	66,277.40-	2,469,940.28
FAIRVIEW	.04237	358.03	355.20	485.68	107.48	158.27	1,464.66
HEMBY BRIDGE	.01767	149.31	148.13	202.55	44.82	66.00	610.81
INDIAN TRAIL	2.40980	20,363.17	20,202.06	27,623.13	6,112.69	9,001.56	83,302.61
LAKE PARK	.34945	2,952.90	2,929.54	4,005.69	886.41	1,305.33	12,079.87
MARSHVILLE	.37673	3,183.42	3,158.24	4,318.39	955.61	1,407.24	13,022.90
MARVIN	.20724	1,751.21	1,737.35	2,375.56	525.68	774.13	7,163.93
MINERAL SPRINGS	.03833	323.89	321.33	439.37	97.23	143.18	1,325.00
MINT HILL *	.00303	25.60	25.40	34.73	7.69	11.32	104.74
MONROE	9.83061	83,070.11	82,412.90	112,686.64	24,936.30	36,721.23	339,827.18
STALLINGS *	2.11248	17,850.77	17,709.54	24,215.00	5,358.51	7,890.95	73,024.77
UNIONVILLE	.05124	432.99	429.56	587.36	129.97	191.41	1,771.29
WAXHAW	1.68178	14,211.29	14,098.86	19,277.96	4,266.00	6,282.12	58,136.23
WEDDINGTON *	.24360	2,058.46	2,042.17	2,792.35	617.91	909.95	8,420.84
WESLEY CHAPEL	.07571	639.76	634.70	867.85	192.05	282.81	2,617.17
WINGATE	.30302	2,560.56	2,540.31	3,473.47	768.64	1,131.90	10,474.88
TOTAL	100.00000	\$ 845,014.75	\$ 838,329.43	\$ 1,146,283.28	\$ 253,659.70	\$ 0.00	\$ 3,083,287.16
VANCE	79.73689	165,816.23	164,489.32	243,959.75	43,703.65	18,697.40-	599,271.55
HENDERSON	20.19829	42,003.20	41,667.07	61,797.87	11,070.65	18,637.59	175,176.38
KITTRELL	.01839	38.24	37.94	56.26	10.08	16.97	159.49
MIDDLEBURG	.04643	96.55	95.78	142.06	25.45	42.84	402.68
TOTAL	100.00000	\$ 207,954.22	\$ 206,290.11	\$ 305,955.94	\$ 54,809.83	\$ 0.00	\$ 775,010.10
WASHINGTON	83.50889	52,652.80	52,313.17	63,535.16	12,713.24	4,613.66-	176,600.71
CRESWELL	.70391	443.82	440.96	535.55	107.16	196.93	1,724.42
PLYMOUTH	13.94899	8,794.91	8,738.18	10,612.66	2,123.57	3,902.46	34,171.78
ROPER	1.83821	1,159.00	1,151.53	1,398.54	279.85	514.27	4,503.19
TOTAL	100.00000	\$ 63,050.53	\$ 62,643.84	\$ 76,081.91	\$ 15,223.82	\$ 0.00	\$ 217,000.10
WAYNE	76.74616	389,572.23	385,839.16	698,810.44	150,311.25	51,824.11-	1,572,708.97
EUREKA	.08641	438.63	434.42	786.81	169.24	192.58	2,021.68
FREMONT	.47956	2,434.30	2,410.97	4,366.62	939.24	1,068.76	11,219.89
GOLDSBORO	19.72400	100,121.26	99,161.85	179,596.44	38,630.45	43,957.40	461,467.40
MOUNT OLIVE *	1.82952	9,286.85	9,197.86	16,658.65	3,583.21	4,077.32	42,803.89
PIKEVILLE	.27614	1,401.72	1,388.29	2,514.39	540.83	615.42	6,460.65
SEVEN SPRINGS	.03516	178.48	176.77	320.15	68.86	78.36	822.62
WALNUT CREEK	.82305	4,177.89	4,137.86	7,494.26	1,611.99	1,834.27	19,256.27
TOTAL	100.00000	\$ 507,611.36	\$ 502,747.18	\$ 910,547.76	\$ 195,855.07	\$ 0.00	\$ 2,116,761.37

Notice to Purchaser - In the event this check is lost, misplaced or stolen, a sworn statement and 90-day waiting period will be required prior to replacement. This check should be negotiated within 90 days.

Date JUNE 30, 2009

30-1/1140  
NTX

Banking Center RBA VILLAGE

9500000 00006 001793019

ESTATES AT SOEN, LLC  
Remitter (Purchased By)

\$ \*\*27720.00\*\*

Pay \*\*TWENTY SEVEN THOUSAND SEVEN HUNDRED TWENTY DOLLARS AND 00 CENTS\*\*

To The Order Of \*\*TOWN OF MINERAL SPRINGS\*\*  
\*\*\*\*

Authorized Signature

Bank of America, N.A.  
San Antonio, Texas

VOID AFTER 90 DAYS


⑈ 1793019⑈ ⑆ 114000019⑆ 001641000678⑈

THE ORIGINAL DOCUMENT HAS REFLECTIVE WATERMARK ON THE BACK

THE ORIGINAL DOCUMENT HAS REFLECTIVE WATERMARK ON THE BACK

ESTATES AT SOEN ROAD ESCROW

You Can Bank Anytime



With Our 24 Hour ATMs

Harland Clarke 1-800-864-1659  
ZX1T7090

CITIZENS SOUTH BANK

THIS IS YOUR RECEIPT

THE BANK SYMBOL, TRANSACTION NUMBER,  
DATE AND AMOUNT OF YOUR DEPOSIT ARE SHOWN BELOW.

RECEIPT Drawer: 20101 7/31/09  
Trans#: 53 11:36:17  
\*\*\*\*\*01461 Balanc \$27720.00  
New Account Deposit \$27720.00  
Thanks for banking with CITIZENS SOUTH

**CITIZENS SOUTH**  
Your Bank For Life  
Post Office Box 2249  
Gastonia NC 28053-2249  
704 868-5200

**OFFICIAL CHECK**

Date: 7/16/09

**644606**

Branch: 0201  
22-7051/531

REMITTER THE TOWN OF MINERAL SPRINGS

**PAY** EXACTLY \*\*20,000 AND 00/100 DOLLARS \$20,000.00  
**TO THE** THE TOWN OF MINERAL SPRINGS  
**ORDER OF** PO BOX 600  
MINERAL SPRINGS, NC 28108

*Kym Vaughn* MP

⑈644606⑈ ⑆253170512⑆660018630⑈

**CITIZENS SOUTH BANK**

**644606**

DATE: 7/16/09  
REMITTER: THE TOWN OF MINERAL SPRINGS  
PO BOX 600

BRANCH: 0201  
ORIGINATOR: S60KVAUGHN  
TIME: 15:50:49  
CK AMT: \$20,000.00  
FEE AMT: \$.00  
TOTAL: \$20,000.00

TO: THE TOWN OF MINERAL SPRINGS  
PO BOX 600

**NON-NEGOTIABLE  
PLEASE RETAIN THIS VOUCHER**

**CUSTOMER RECEIPT**

MEMBER **FDIC**

601 AMERICAN COMMUNITY - MONROE  
0754 0004 137  
7/16/2009 16:38 \*\*\*0871  
\$20000.00 TlrDDep

*TXFR*